



NOTICE OF CANCELLATION

The Thursday, September 16, 2021 Green River College Board of Trustees Regular Meeting is canceled.

This meeting is canceled due to ongoing COVID-19 health concerns and restrictions on public gatherings. A new special meeting with virtual attendance is scheduled in the notice below.

NOTICE OF MEETING OF *VIRTUAL* SPECIAL MEETING

BOARD OF TRUSTEES COLLEGE DISTRICT NO.10
Green River College, Auburn, Washington


September 16, 2021

The Board of Trustees of College District No. 10 will hold a virtual special meeting on Thursday, September 16, 2021 at 4:30p.m. Elaine Chu, Board Chair, will preside.

Attendance is to be virtual only to comply with COVID-19 regulations. To connect to the September 16, 2021 meeting go to: <https://us02web.zoom.us/j/87254377882> or call in at: 253-215-8782. Meeting ID #: 872 5437 7882. Passcode: 441618.

4:30 p.m. Special Meeting

1. CALL TO ORDER
2. ROLL CALL
3. CELEBRATING SUCCESS
We're back!
4. APPROVAL OF MINUTES Elaine Chu Minutes TAB
5. ORDER OF BUSINESS – GP-5 BYLAWS DISCUSSION Elaine Chu TAB A
Discussion of order of agenda items at board meetings



THE STATE OF WASHINGTON



JAY INSLEE
GOVERNOR

In acknowledgment of special trust and confidence in the integrity, diligence
and discretion of

Jacobson (phonetic)

I, Jay **Inslee**, Governor of the State of Washington, do appoint and
commission as a member of the

Green (phonetic) Center for the Study of the Environment

For a term ending September 30, 2026 to hold the office with all rights, duties
and responsibilities legally pertaining to this position of public trust.



New Faculty Introductions

Board of Trustee's Meeting

Date: September 16, 2021

Kyle Borroughs

Carpentry



Educational Background:

- Graduated from Kent-Meridian High School In 2007
- Two years at Everett CC for Fire Science/ EMT certification
- 1-year Green River College carpentry program
- Nearly 10 years working in trades the last 6 as a fulltime carpenter

Key Accomplishments:

- Spent 3 years as a volunteer firefighter
- Became the foreman and lead carpenter for Big Sky Construction in just 1 year.

Jessie Brugger Design

Educational Background:

2010 MFA New York Academy of Art,

Sarah Edwards

Mathematics

Educational Background:

Zachary Kourtakis

Math

Educational Background:


MS in Pure Mathematics, Wayne State University, Detroit, Mi; 2020

BA in Mathematics – General Topics, Wayne State University, Detroit, Mi; :

W

Luckisha Phillips

Early Childhood Education



Educational Background:

Associates of Arts, Early Childhood Education, Shoreline Community College.
Bachelors of Arts, Emphasis on Social Justice, Community Mental Health. School of Social Work, University of Washington.
Masters of Social Work, Minor in Social Justice, Child Welfare, and Native American Studies. School of Social Work, University of Washington.

Key Accomplishments:

UW First-Gen Leadership Recognition
Elected Official, Federal Way Board of Education.
Elected Official, Washington State School Board Director's Association Legislative Committee member.
OSPI Dyslexia Advisory Councilmember

Julissa Valenciano

Math

Educational Background:


MS in Mathematics – Oregon State University ; Corvallis, OR; 2020

BA in Applied Mathematics – Washington State University Å ; Pullman, WA; 2018

Associate in Science – Columbia BencT7 ()]

Kyleb Wild

Anthropology



Educational background:

UC San Diego: Masters & ABD...
Biological Anthropology

Key accomplishments:

Dissertation research: wild chimpanzee social behaviors in Kibale National Park, Uganda
Teaching experience: ~10 years at multiple community colleges in Southern California

GP-5 Bylaws

ARTICLE I: Offices of Board of Trustees

The Board of Trustees shall maintain an office at 12401 Southeast 320th Street, Auburn, Washington 98092. All records of the district, including matters and proceedings of the Board of Trustees and the official College seal, shall be kept at the office of the Board of Trustees. The office shall be open during all normal business hours to any resident taxpayer of the state of Washington.

ARTICLE II: Meetings of the Board of Trustees

The Board of Trustees shall hold one regular meeting each month. The regular monthly meeting shall be held the third Thursday of each month commencing at 4:30 p.m. Special meetings of the Board may be convened

chairperson may appoint a temporary secretary who shall be the acting secretary for such meetings not attended by the secretary.

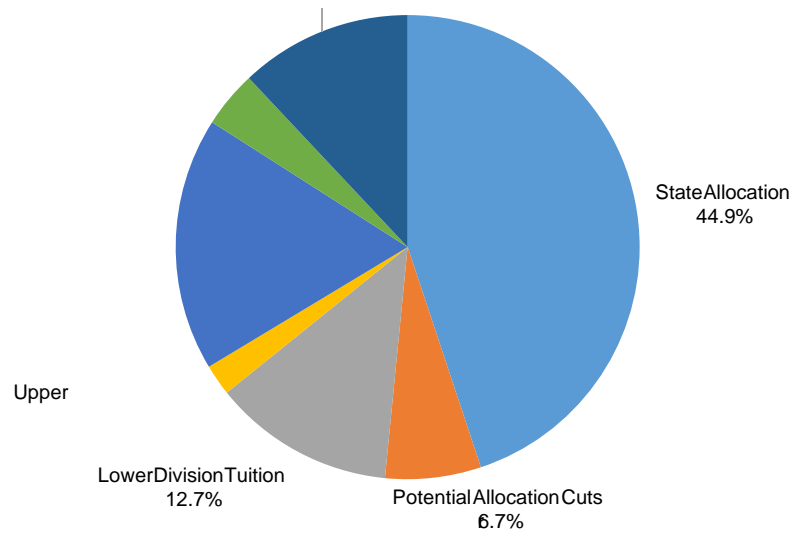
ARTICLE IV: Fiscal Year

The fiscal year for the Community College District No.10 shall conform to the fiscal year of the state of Washington and shall be from July 1 to June 30 inclusive.

ARTICLE V: Seal

Green River College

2020r2021 Annual Financial Report For the Year Ending June 30, 2021

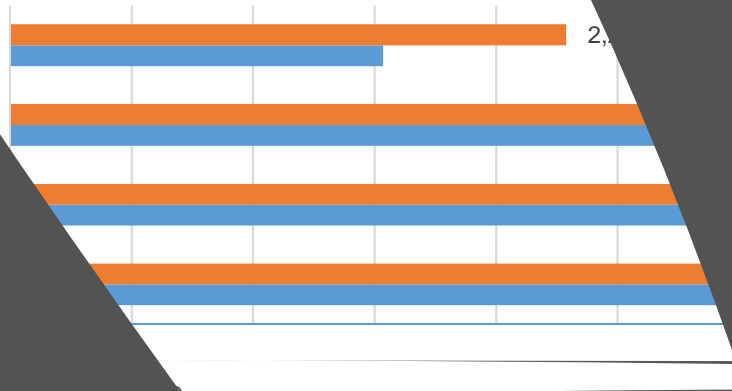


GreenRiverCollege

Tuition: Budget vs Actual

For the Year Ending June 30, 2021

	FY20 21 Revenue Actual	FY20 21 Act/Bud %
Tuition		
Summer'20		149%
Fall'20	3,540,000	141%
Winter'21	3,540,000	
Spring'21	3,540,000	
Total Tuition	\$ 12,300,000	



Green River College
 Operating Expenditure: Budget vs Actual
 For the Year Ending June 30, 2021

	FY 20 r21 Adjusted Budget	FY 20 r21 Rev & Exp Actual	FY 20 r21 Act/Bud %
Operating Revenue			
State Allocation	31,712,664	35,535,493	112%
Lower Division Tuition	10,502,285	11,723,787	112%
Upper Division Tuition	1,798,427	2,394,573	133%
College Contributor & Transfers	14,648,212	15,577,183	106%
Other Revenue	13,241,345	3,508,821	26%
Total Operating Revenue	\$ 71,902,933	\$ 68,739,856	96%
Operating Expense			
Exempt/Administrators	8,724,265	9,055,440	104%
Classified	8,467,327	8,024,651	95%
Full Time Faculty	12,738,573	12,286,023	96%
1 yr. Temp Faculty	220,571	359,704	163%
Adjunct Faculty	9,752,953	10,435,366	107%
Hourly/Stipend	3,417,673	2,698,989	79%
Student	34,088	953	3%
Other Salaries	199,195	323,949	163%
Benefits	14,930,352	14,393,841	96%
Personal Services	235,182	340,220	145%
Goods & Services	8,943,949	5,742,562	64%
Travel	204,861	9,420	5%
Equipment	790,378	1,028,055	130%
Client Services	357,313	337,223	94%
Debt Service	1,735,390	1,735,390	100%
SBCTC Revolving Funds	1,150,863	1,150,863	100%
Total Operating Expenditure	\$ 71,902,933	\$ 67,922,649	94%

Salaries	36,164,393
Benefits	12,448,113
Goods& Services	5,704,716
Travel	345,255
Debt Service	2,020,140
Equipment	1,302,349
Personnel Services	38,621

Exempt/Administrato	7542607	7212508
Classified	6947741	6670850
FullTimeFaculty	11125919	10518885
1 yr. TempFaculty	433718	347735.4
AdjunctFaculty	8591167	10240485

Green River College
 Operating Expenditure: Budget vs Actual
 For the Year Ending June 30, 2021

Operating Expense Division	FY 20 r21 Adjusted Budget	FY 20 r21 Rev & Exp Actual	FY 20 r21 Act/Bud %
Instruction			
Transitional Studies & Wellness	3,308,346	3,364,365	102%
Business & Trades	5,736,823	5,689,509	99%
Fine Arts & Social Science	5,317,429	5,331,527	100%
English, Humanities & Tutoring Center	6,596,362	6,503,724	99%
Technology, Health Science, Nursing, Education	7,941,150	8,080,057	102%
Math & Science	6,912,472	6,950,084	101%
Library, Curriculum & Media Service	1,463,505	1,425,457	97%
Branch Campus & Continuing Ed	803,032	683,695	85%
Worker Retraining	922,254	913,764	99%
Instruction Support	1,368,949	1,294,371	95%
Subtotal Instruction	\$ 40,370,323	\$ 40,236,552	100%
Student Affairs			
Campus Life	838,486	834,578	100%
Enrollment Services	3,407,817	3,375,573	99%
Safety & Transportation	275,384	280,583	102%
Student Success & Retention	776,291	478,509	62%
Student Affairs Support	1,294,278	1,175,968	91%
Subtotal Student Affairs	\$ 6,592,256	\$ 6,065,201	92%
	\$ 46,962,579	\$ 46,301,753	98%

Instruction 56% 40370323

Green River College
Budget Revisions
For the Year Ending June 30, 2021

	Allocation Permanent	Allocation Temporary	Additional Funding	Total
Board Approved Operating Budget	70,914,119	r	r	70,914,119
Q1 r Revisions	r	r	r	r
Q2 r Revisions	r	(58,374)	(58,374)	(58,374)
Q3 r Revisions	r	122,103	122,103	122,103
Q4 r Revisions	r	925,085	925,085	925,085
Total Board Approved Operating Budget	70,914,119	988,814	988,814	71,902,933

Budget Revision Detail r Operating Funds

	Q1	Q2	Q3	Q4
Permanent Budget Revisions				
Total Perm Budget Revisions	r	r	r	r
Temporary Budget Revisions				
Goldstar		9,376		
Worker Retraining		(71,750)		
Center of Excellence		(1,000)		
Paraeducators		5,000		
HEET Grant			88,353	
Opportunity Grant			33,750	
Paraeducators				(5,000)
Sexual Misconduct/Postsecondary				8,043
Opioid Overdose				2,816
Wage Increase				(290,639)

! &™5% # IncAffordabil

Green River College
 Capital Funds: Budget vs Actual
 For the Period Ending 3/31/2021

	2019 Adj Authority to Spend	2020 Actual	2021 Exp	2019 Authorized Remaining	2021 Actual
Local Capital					
Phase 1 r Aft And Success	260,499	86,494	154,478	19,527	
Phase 2 r Aft And Success	5,783,389	3,694,054	2,039,798	49,537	
Occupational Ed Bldg.(OEB/WEB)	23,813	16,865	r	6,948	
ZC Nursing	1,500,000	75,811	651,938	772,251	
AD Remodel	2,930,000	r	5,146	2,924,854	
Trades Welding	1,500,000	r	84,426	1,415,574	

78.27 Td (Pha

Green River College
Self Support/Auxiliary: Revenues Expenditure
For the Year Ending June 30, 2021

	FY 20 r21 Beginning Balance	FY0 r21 Revenue Actual	FY0 r21 Expense Actual	FY0 r21 Re Exp Actual	FY0 r21 Ending Balance
Self Support					
Instructional Fees (COp)	1,723,803	1,166,043	767,019	399,023	2,122,827
Continuing Education/Branch Campus	1,027,296	1,140,131	1,458,643	(318,513)	708,783
Distance Education	1,152,764	655,015	548,060	106,955	1,259,720
Special Services Fee	636,124	141,500	246,266	(104,767)	531,357
Application/Grad/Assessment Fee	660,331	349,858	441,112	(91,254)	569,077
Study Abroad	189,922	(184,936)	231	(185,168)	4,754
Misc Self Support	1,557,426	360,183	210,446	149,736	1,707,163
	6,947,667	3,627,793	3,671,779	(43,986)	6,903,681
Total Self Support					
Aw					
Technology Services	1,347,538	3,975	32,731	(28,756)	1,318,782
Printing Services	862,966	4,852	81,891	(77,039)	785,926
Motor Pool	127,555	37,959	55,085	(17,126)	110,429
Bookstore	2,502,340	1,313,993	1,512,173	(198,180)	2,304,159
Parking & Transportation	610,851	1,161,746	1,089,015	72,731	683,582
Conference Services	(89,137)	49,105	622,538	(573,433)	(662,570)
	5,362,112	2,571,630	3,393,433	(821,803)	4,540,309
Total Auxiliary					
Otr					
Technology Fee	412,874	1,179,731	1,059,173	120,559	533,433
Student Services & Activities Fee	6,439,406	2,972,818	2,452,408	520,410	6,959,816
	6,852,280	4,152,550	3,511,581	640,969	7,493,249
Total Other	2,452,408				

Green River College
Reserves Dedicated Funds
For the Year Ending June 30, 2021

Reserve	Beginning Balance July 1, 2020	Activity & Change	Ending Balance June 30, 2021
---------	-----------------------------------	----------------------	---------------------------------

September 14, 2021

Dear Trustees,

I am not able to attend on Thursday to make a live Faculty Report due to a previous engagement. As you can imagine, having just returned from the break between Summer and Fall, there is not a lot yet to report in terms of faculty activity beyond what you might expect. Everyone is busy getting ready for classes to start on Monday, trying to squeeze in CTC link training (!!), anxious about the year to come, and feeling a sense of uncertainty about the future. The year ahead now is beyond the control of anyone leading the College. We are all responding to a set of changing circumstances that are far bigger than we are. That said, there is a strong desire this year for transparent, concrete, and specific discussion about how the college budget has been and may be

But you don't know what the College is doing about that, how long the College can maintain your position under these circumstances, what will happen if, by Spring, your enrollments are the same or worse? You hear leaders say, "Don't worry about that. It's going to get better." But, again, you know how budgets work, and if that's true, you'd like to know how it can be made true. How is the College planning to sustain your position (and others) under these circumstances and, if it comes to it, how will the College do that into another academic year?

These questions occur to many as we go into Fall quarter because of the very tangible reality of cancelled and low-enrolled classes to which many of us have returned. They occur to adjuncts who they cannot get by on one or two classes a quarter. They occur to adjuncts who are unemployed and wonder if they will be offered classes anytime in the foreseeable future. They occur to tenured faculty members who know they are vulnerable should enrollment fail to justify the c 0.003 Tw 0.nirlas9(n)2.2 (d)

September 2021 Classified Staff Report

Two new stewards will be joining the WFSU GRC Steward Team as of September 19:

- ¾ Leilani Høglund (Library)
- ¾ Christopher Moe (Facilities)

Participation:

- ¾ New steward Leilani Høglund