



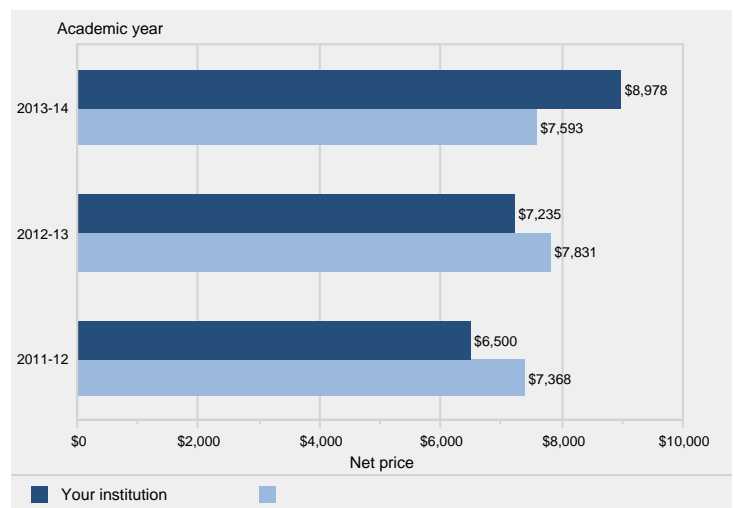




**Figure 4. Academic year tuition and required fees for full-time, first-time degree/certificate-seeking undergraduates: 2011-12 to 2014-15**

**Figure 5. Average net price of attendance for full-time, first-time degree/certificate-seeking undergraduate students receiving grant or scholarship aid: 2011-12 to 2013-14**

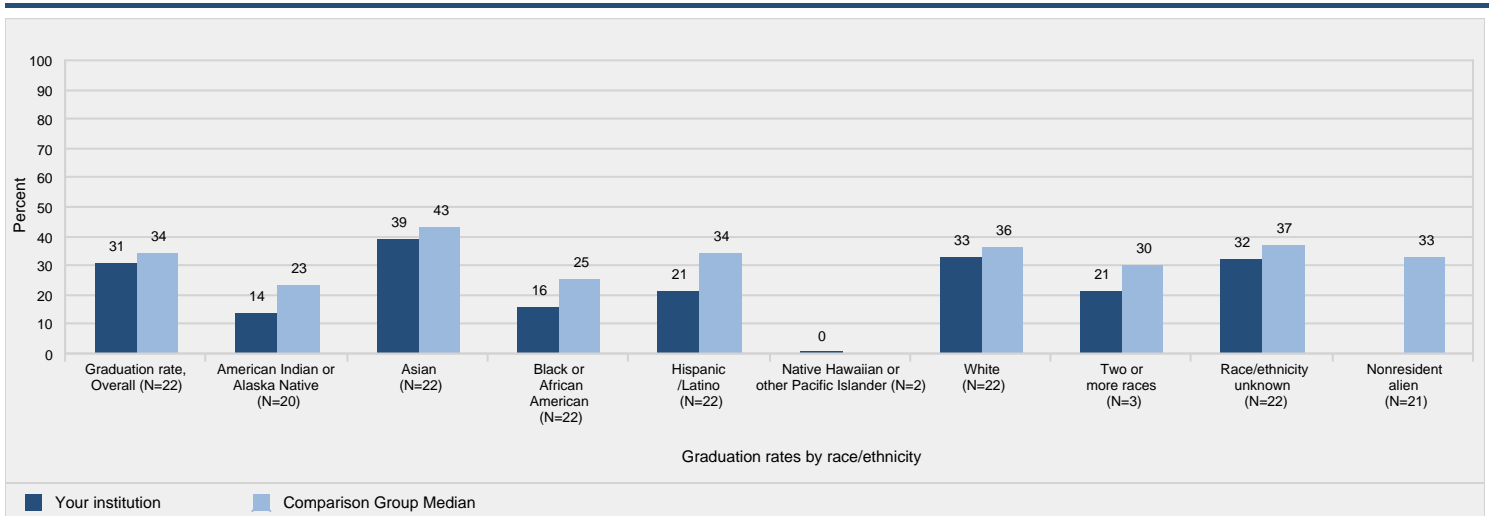
NOTE: The tuition and required fees shown here are the lowest reported from the categories of in-district, in-state, and out-of-state. N is the number of institutions in the comparison group.  
 SOURCE: U.S. Department of Education, National Center for Education Statistics, Integrated Postsecondary Education Data System (IPEDS): Fall 2014, Institutional Characteristics component.



NOTE: Average net price is for full-time, first-time receiving grant or scholarship aid: 2011-12 to 2013-14

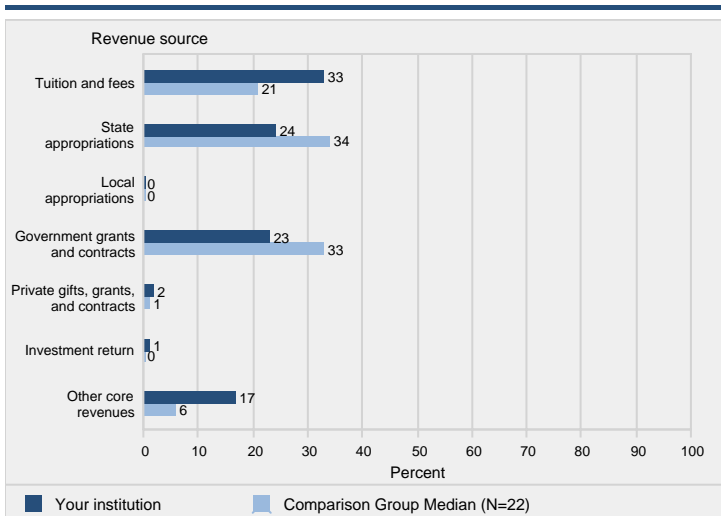


**Figure 11. Graduation rates of full-time, first-time degree/certificate-seeking undergraduates within 150% of normal time to program completion, by race/ethnicity: 2008 cohort**



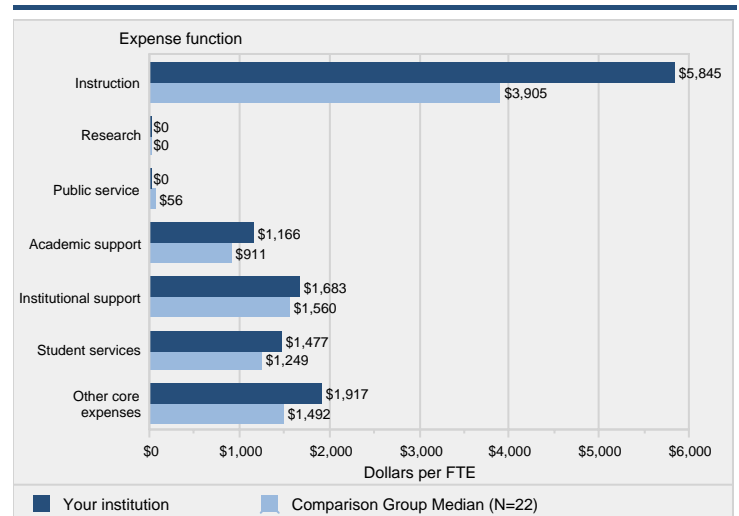
NOTE: For more information about disaggregation of data by race and ethnicity, see the Methodological Notes. The graduation rates are the Student Right-to-Know (SRK) rates. Median values for the comparison group will not add to 100%. N is the number of institutions in the comparison group. Medians are not reported for comparison groups with less than three values.  
 SOURCE: U.S. Department of Education, National Center for Education Statistics, Integrated Postsecondary Education Data System (IPEDS): Winter 2014-15, Graduation Rates component.

**Figure 12. Percent distribution of core revenues, by source: Fiscal year 2014**



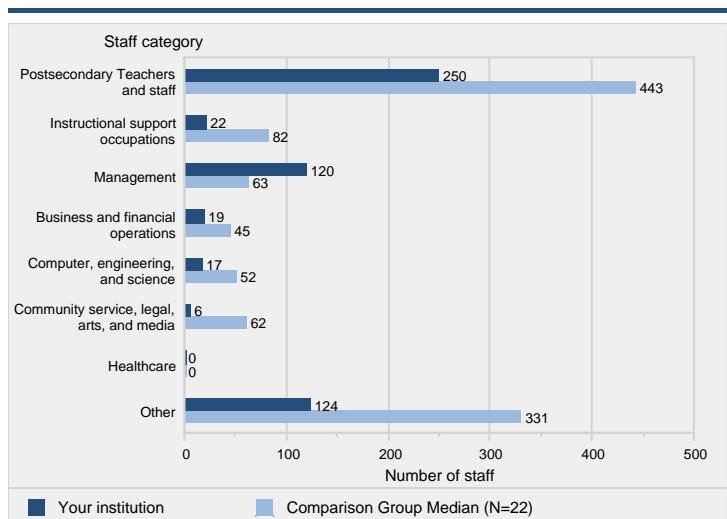
NOTE: The comparison group median is based on those members of the comparison group that report finance data using the same accounting standards as the comparison institution. For a detailed definition of core revenues, see the Methodological Notes. N is the number of institutions in the comparison group.  
 SOURCE: U.S. Department of Education, National Center for Education Statistics, Integrated Postsecondary Education Data System (IPEDS): Spring 2014, Finance component.

**Figure 13. Core expenses per FTE enrollment, by function: Fiscal year 2014**



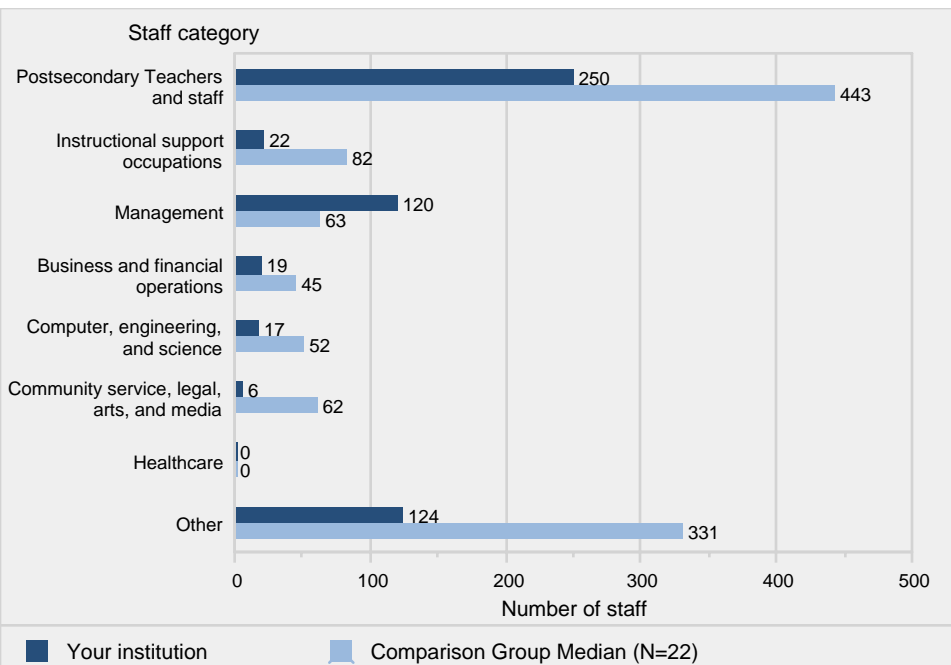
NOTE: Expenses per full-time equivalent (FTE) enrollment, particularly instruction, may be inflated because finance data includes all core expenses while FTE reflects credit activity only. For details on calculating FTE enrollment and a detailed definition of core expenses, see the Methodological Notes. N is the number of institutions in the comparison group.  
 SOURCE: U.S. Department of Education, National Center for Education Statistics, Integrated Postsecondary Education Data System (IPEDS): Fall 2014, 12-month Enrollment component and Spring 2015, Finance component.

**Figure 14. Full-time equivalent staff, by occupational category: Fall 2014**



NOTE: Graduate assistants are not included. For calculation details, see the Methodological Úre Mep

M W onal M Á pa r :Á ¢ th M lu Má on Á "



A 9kC 8C @ ; = 5 @BC H9G

C j Yf j Yk

This report is based on data supplied by institutions to IPEDS during the 2014-15 data collection year. Response rates exceeded 99% for most surveys. Detailed response tables are included in IPEDS First Look reports, which can be found at <http://nces.ed.gov/pubsearch/getpubcats.asp?sid=010>.

I gY 'cZA YX]Ub'J U'i Yg'Zc'f7 ca dUf]gcb'; fci d

The value for the comparison institution is compared to the median value for the comparison group for each statistic included in the figure. If more than one statistic is presented in a figure, the median values are determined separately for each indicator or statistic. Medians are not reported for comparison groups with fewer than three values. Where percentage distributions are presented, median values may not add to 100%. To access all the data used to create the figures included in this report, go to 'Use the Data' portal on the IPEDS website (<http://nces.ed.gov/ipeds>).

A ]gg]b[ 'GhUhg]Wg

If a statistic is not reported for your institution, the omission indicates that the statistic is not relevant to your institution and the data were not collected. Not all notes may be applicable to your report.

I gY 'cZ-a di H'X'8UHU

All IPEDS data are subject to imputation for total (institutional) and partial (item) nonresponse. If necessary, imputed values were used to prepare your report.

8UHU '7 cbZXYbh]U']m

IPEDS data are not collected under a pledge of confidentiality.

8]gU[ [ fY[ U]cb'c'Z8UHU 'VmFUW #9\ b]W]m

When applicable, some statistics are disaggregated by race/ethnicity. Data disaggregated by race/ethnicity have been reported using the 1997 Office of Management and Budget categories. Detailed information about the race/ethnicity categories can be found at <http://nces.ed.gov/ipeds/reic/resource.asp>.

7 c\c'fh8YHYfa ]bU]cb'Zc'fFYdc'f]b[ 'Gh XYbh: ]bUbW]U' '5]X'UbX ; fUXi U]cb'FUHYg

Student cohorts for reporting Student Financial Aid and Graduation Rates data are based on the reporting type of the institution. For institutions that report based on an academic year (those operating on standard academic terms), student counts and cohorts are based on fall term data. Student counts and cohorts for program reporters (those that do not operate on standard academic terms) are based on unduplicated counts of students enrolled during a full 12-month period.

8YgW]d]cb'c'ZGhUhg]Wg] gYX' ]b'HY': ] [ i fYg

CEá { i••i [ ]•iæ } áÁV^•chÚ& [ /'ÁÖææ

Admissions and test score data are presented only for institutions that do not have an open admission policy, and apply to first-time, degree/certificate-seeking undergraduate students only. Applicants include only those students who fulfilled all requirements for consideration for admission and who were notified of one of the following actions: admission, non-admission, placement on a wait list, or application withdrawn (by applicant or institution). Admitted applicants i á M pant" Á o u Á "apo Seqor Á c ghst score Á ane presented only ff ä ghe) ape pequiret ac

DRP U@ G KH GFÄW DEBQUW R KH@E LQ LpLQ \UA` W G



Ò~æc^áñ}•c/ ~câ[ }æ|P[ ]É T^âi&æ|Ùcæ--ÁÙæ|æ/i^•